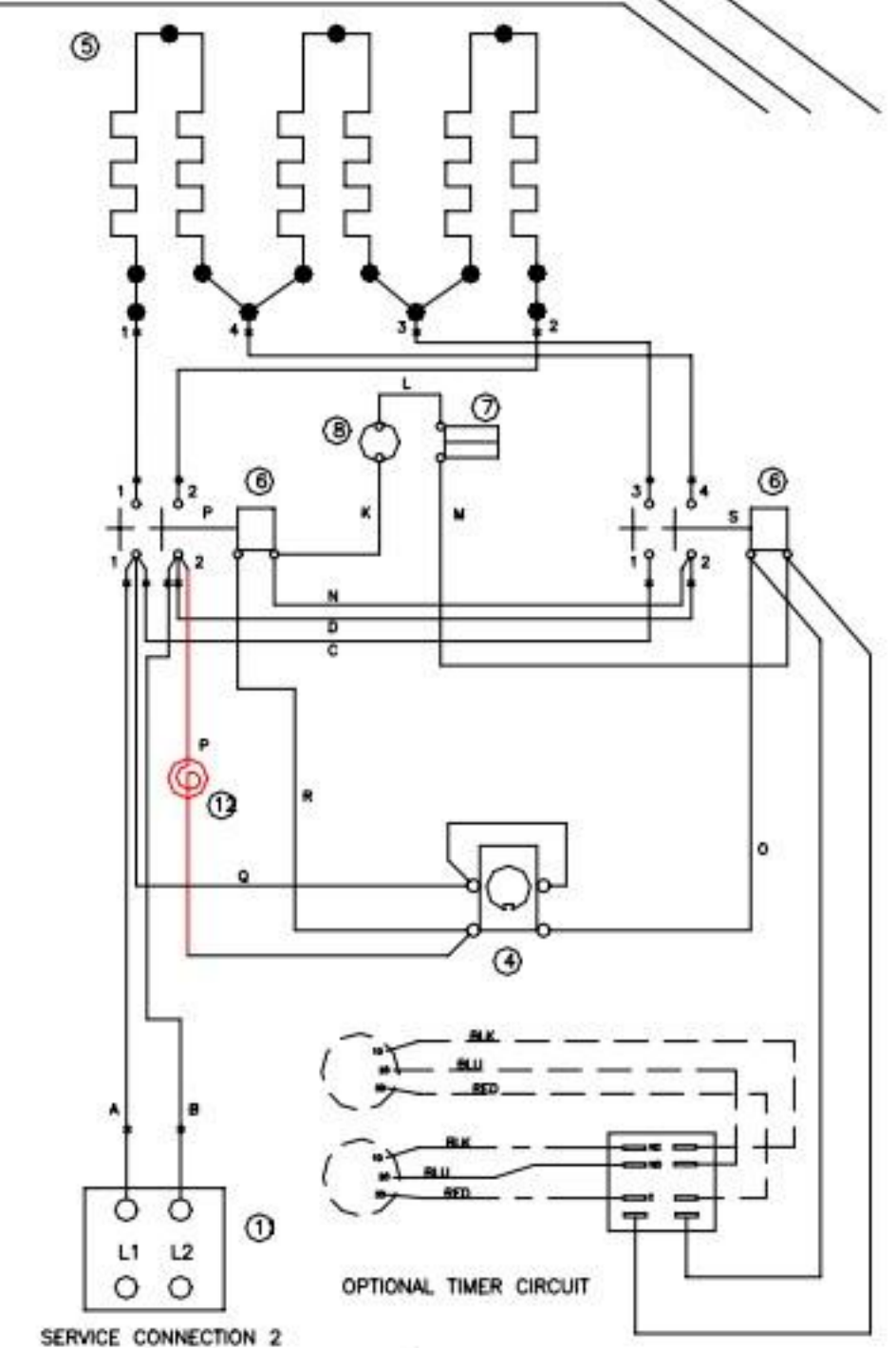
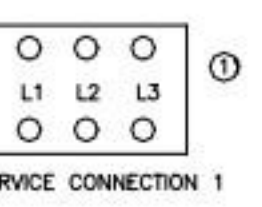
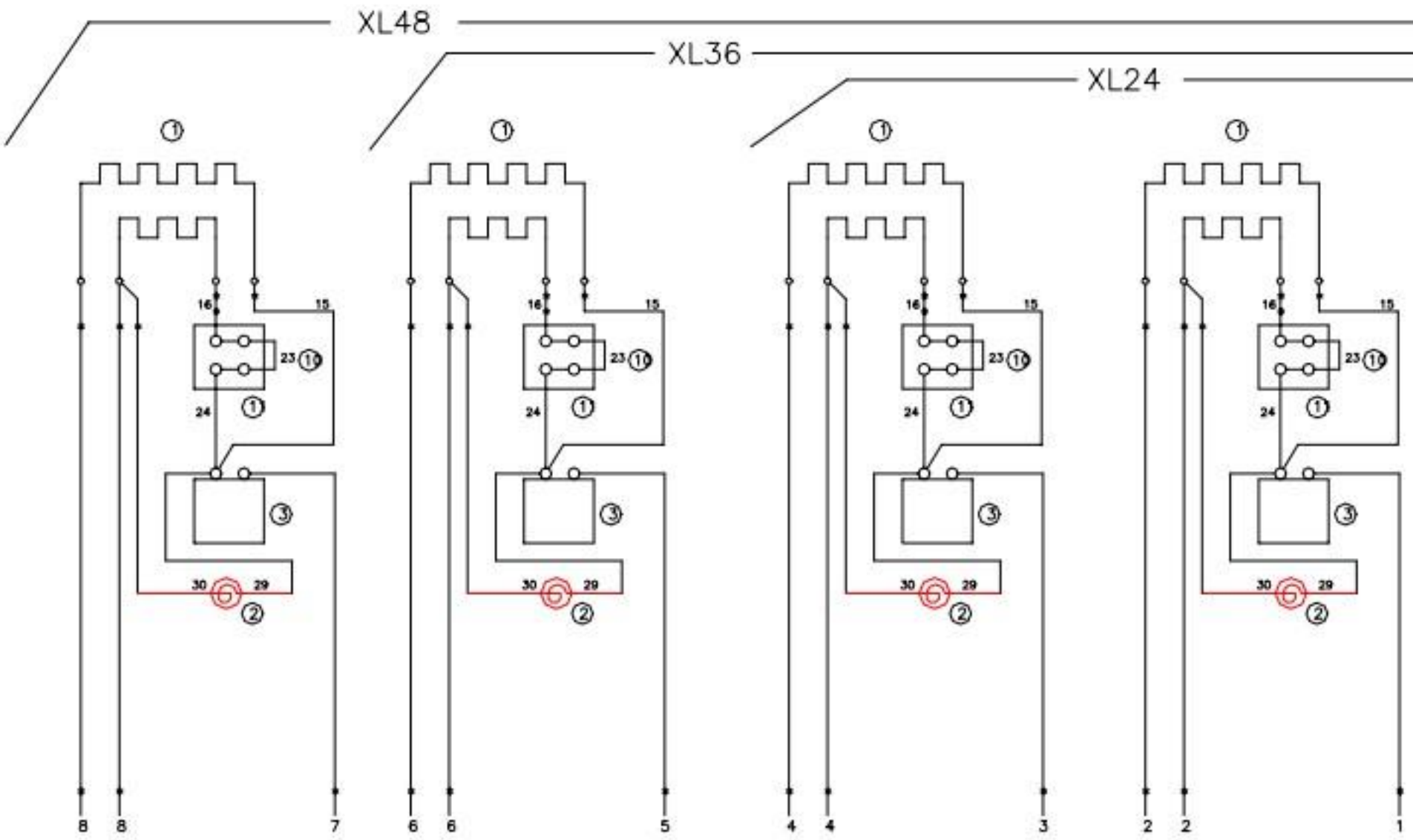


REVISION BLOCK						
REV	ECN NO.	DESCRIPTION	DR:	MFG	ENG	DATE
B		ADDED OPTIONAL TIMER CIRCUIT				

GRIDDLE SECTION

HOOD SECTION



- ① GRIDDLE ELEMENTS
- ② GRIDDLE PILOT LAMP
- ③ GRIDDLE THERMOSTAT
- ④ BROILER POWER SWITCH
- ⑤ HEATERS
- ⑥ CONTACTOR
- ⑦ BROILER SWITCH
- ⑧ PRESET HIGH TEMP. CUT OFF SW.
- ⑨ WIRE NUT
- ⑩ JUMPER
- ⑪ TERMINAL BLOCK
- ⑫ BROILER PILOT LAMP

MODEL	SERVICE CONNECTION 1			2	
	THREE PHASE	SINGLE PHASE	SINGLE PHASE	L1	L2
XL24	1,4	2	3	1,3	2,4
XL36	1,4	2,5	3,6	1,3,5	2,4,6
XL48	1,4,7	2,5,8	3,6	1,3,5,7	2,4,6,8

ELEMENT HOOK UP	
208V	240V
INSTALL JUMPER	REMOVE JUMPER
⑩	⑩

QTY	ITEM	PART NUMBER	DESCRIPTION / MATERIAL
<b>LANG MANUFACTURING</b>			
DR: DG	DATE: 6-5-88	TITLE: XL HOOD w/ IDLE	
CK:	DATE:	208 - 240 VAC	
TOLERANCES		NEXT HIGHER ASSY.	SHEET
FRACTIONS	DECIMALS		DRAWING NUMBER
± 1/64	X ± .05		61113-25
ANGLES	.XX ± .05		REV
± .5°	.XXX ± .015		B
UNLESS OTHERWISE SPECIFIED DIMENSIONS ARE IN INCHES			
SCALE:	TO FIT		