



STAR MANUFACTURING INTERNATIONAL INC.
#10 SUNNEN DRIVE
ST. LOUIS, MO. 63143, USA

MATERIAL

FINISH

DR. PMR

CK.

DATE: 10/24/2011

TOLERANCE UNLESS NOTED: $\pm .015$ ANGLES $\pm 1^\circ$

MODEL NO.

RG

PART NO.

REF.

TITLE

ASSEMBLY, 8A-20RGDKC-QT

THIS DRAWING CONTAINS INFORMATION CONFIDENTIAL TO STAR MFG. INT'L. INC. NO REPRODUCTION OR DISCLOSURE OF ITS CONTENTS IS PERMITTED

REVISIONS

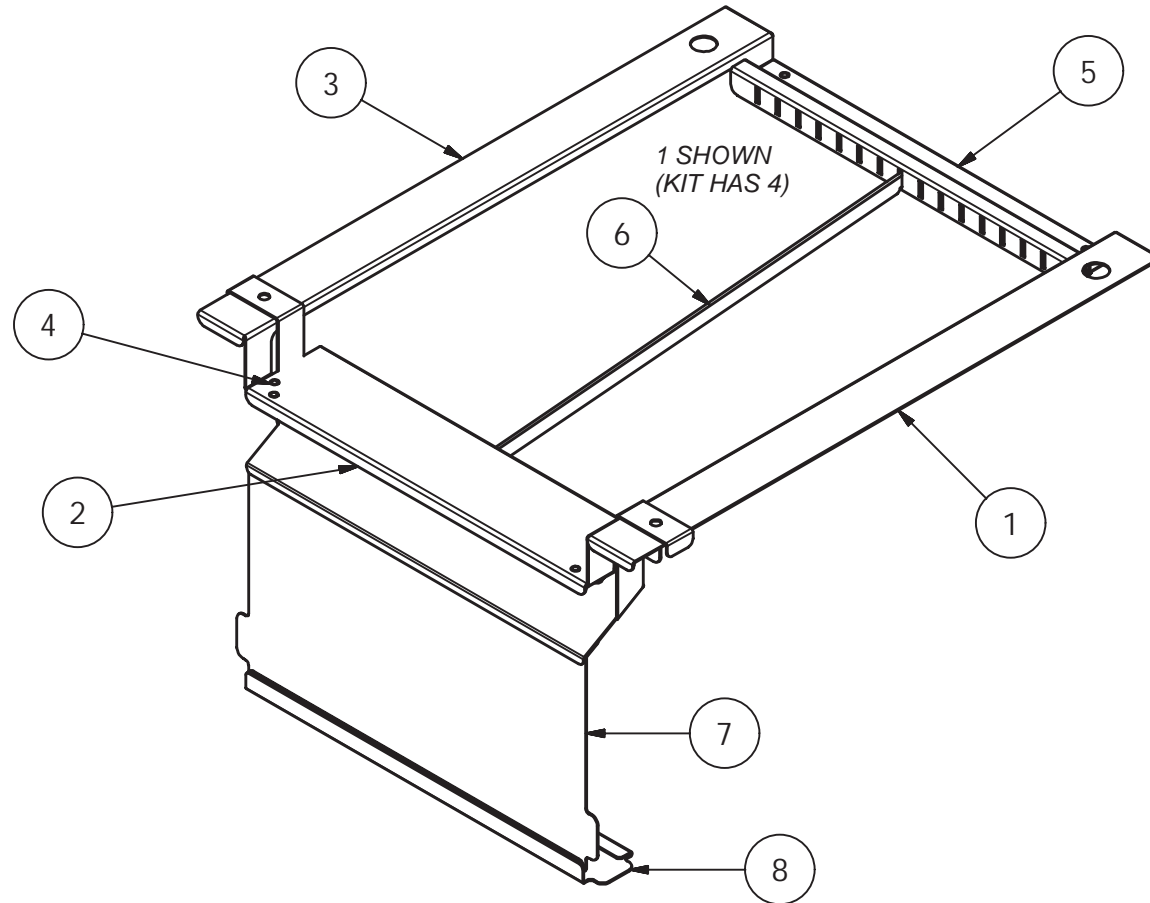
LTR

DATE

DESCRIPTION OF CHANGE

DR

LOCATED ON BOTTOM.
8 PLACES.



Parts List

ITEM	P/N	TITLE	QTY
1	A5-Z15309	SIDE BRACKET, LEFT, 11 CT., QT	1
2	A5-RG2075	AY., DIVIDER BRKT, 2W, 3"	1
3	A5-Z15310	SIDE BRACKET, RIGHT, 11 CT., QT	1
4	2C-20301-34	ACORN NUT, #10-32 UNF	8
5	A5-RG2077	AY., DIVIDER BRKT, 2W, .62"	1
6	2R-Z10692	DIVIDER - 11CT ROLLER GRILL	4
7	A5-RG2059	SIGN RETAINER ASSY RG 20	1
8	A5-Z11478	SIGN RETAINER, BASE, 20	1



**Star
Manufacturing
International Inc.**

10 Sunnen Dr.
St. Louis, MO 63143

Phone: (314) 678-6303
FAX: (314) 781-2714

Accessory Instructions

2M-Z11493 Rev. B 10/28/2011

20RGDKC-QT & 50RGDKC-QT Roller Grill Merchandiser

Protected by U.S. Pat 7,334,517

Divider with Sign Retainer Installation (C Series)

These instructions are to add merchandiser dividers to your (*Stadium Seating*) Star Roller Grill. The unit does not need disassembling, but does need to have the power turned off and allowed to cool.

Once completed, the dividers will keep your product separate, and since they do not touch your rollers no damage will occur..

Tools Required: NONE

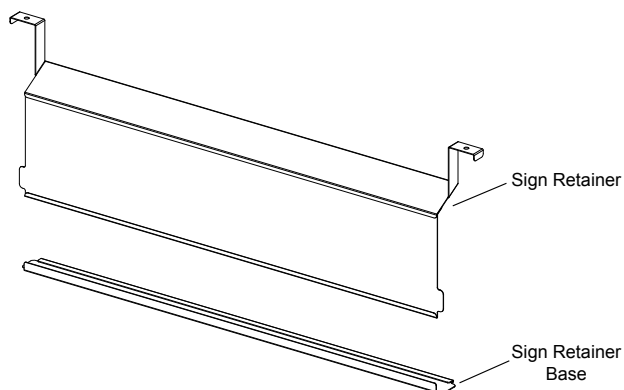
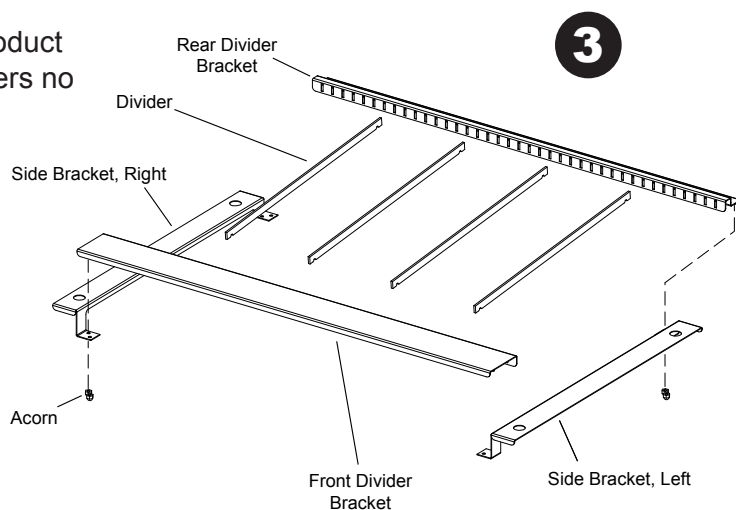
Contents:

- Side Brackets
- Front & Rear Divider Brackets
- Acorn Nuts (8)
- 4 or 6 Dividers depending on application
- Sign Retainer & Sign Retainer Bracket



CAUTION

UNPLUG UNIT BEFORE PROCEEDING.



IL2363

